



SECUREVIEW CLEAR TELEVISION

SE SERIES

SIZES | MODEL



13" Model shown above.

13" | J13SE1220

15" | J15SE1220

Without Internal Speakers

13" | J13SE1221

15" | J15SE1221

22" | J22SE1221

J15SE1220

SE SERIES

The Clear Answer to Security.

Elevate your security with the enhanced RCA SecureView HD TVs, now featuring 13", 15", and a new 22" model. Our clear cabinets provide a window into the electronic circuitry, while tamper-resistant screws fortify security. The snap-in base simplifies setup, and for added flexibility, we offer an optional model without internal speakers. Streamlined and cost-effective, the RCA SecureView Series is your clear choice for security and safety, eliminating the need for costly and time-consuming television inspections. Trust in RCA's commitment to innovation and protection with our upgraded and expanded SecureView lineup.

Accessories

Clear Remote



R330C2

FEATURES





SPECIFICATIONS








SE SERIES

Model	J13SE1220	J15SE1220	J13SE1221	J15SE1221	J22SE1221
Video					
Screen Size (Diagonal)	13"	15"	13"	15"	22"
Resolution	1920 x 1080 (HD)	1920 x 1080 (HD)	1920 x 1080 (HD)	1920 x 1080 (HD)	1920 x 1080 (HD)
Digital Rights Management	None	None	None	None	None
Type	Direct-Lit LED	Direct-Lit LED	Direct-Lit LED	Direct-Lit LED	Direct-Lit LED
Brightness (Typical)	250 cd/m ²	250 cd/m ²	250 cd/m ²	250 cd/m ²	220 cd/m ²
Response Time (Typical)	8 ms	8 ms	8 ms	8 ms	8 ms
Viewing Angle	175° x 175°	175° x 175°	175° x 175°	175° x 175°	178° x 178°
Frame Rate	60 Hz	60 Hz	60 Hz	60 Hz	60 Hz
Tuners	NTSC/ATSC/Clear QAM Tuner		NTSC/ATSC/Clear QAM Tuner		
UPC	811635024121	811635024053	811635024114	811635024107	811635024046

Audio					
Audio Output / Speaker	5W + 5W / 2CH	5W + 5W / 2CH	No Speakers	No Speakers	No Speakers
Sound Modes	6 Modes (See Manual)	6 Modes (See Manual)	N/A	N/A	N/A
Dolby Digital Decoder™	Yes	Yes	N/A	N/A	N/A
Volume Limiter Feature	No	No	N/A	N/A	N/A

Power					
Typical (Watts)	< 12 W	< 13 W	< 9 W	< 10 W	< 27 W
Standby (Watts)	< 1 W	< 1 W	< 1 W	< 1 W	< 1 W
Power Supply	AC 120V, 60 Hz	AC 120V, 60 Hz	AC 100V - 240V	AC 100V - 240V	AC 100V - 240V
Power Cable (Attached)	60"	60"	60"	60"	60"

Dimensions					
VESA (mm)	Not Available	Not Available	Not Available	Not Available	100 mm x 100 mm
VESA™ Screw Size	-		-		
Stand Type	Fixed Non-swivel	Fixed Non-swivel	Fixed Non-swivel	Fixed Non-swivel	Fixed Non-swivel
TV & Stand (W x H x D)	14.5" x 11" x 5"	15.3" x 12.5" x 5"	14.5" x 11" x 5"	15.3" x 12.5" x 5"	21.3" x 14.6" x 6.2"
Weight (lbs.)	2.6 lbs	3.4 lbs	2.8 lbs	3.6 lbs	6.8 lbs
Shipping Size (W x H x D)	17.5" x 14.5" x 4"	17.5" x 14.5" x 4"	17.5" x 14.5" x 4"	17.5" x 14.5" x 4"	23.8" x 16.8" x 7.3"
Shipping Weight (lbs.)	4 lbs	4.6 lbs	4 lbs	4.6 lbs	9.3 lbs

Connectivity	
Panels (Back Panel, Side Panel)	<div></div> <div></div>
Ports (L to R)	Bottom Panel 1. Headphone 2 - 4. AV In (Video, Audio L & R) 4. HDMI 5. VGA 6. PC Audio Side Panel 1. RF 2. Service Jack

Certifications	
	<div></div>
Certifications	TUV, FCC, RoHS, Lead Free, CEC, Energy Guide